

For a complete Judge Instruction video from Ms. Beth Eskin, visit this website: <https://tinyurl.com/FullJudgeInstructions>  
For a visual walkthrough of how to access and complete an electronic ballot on Speechwire, visit this website: <https://tinyurl.com/SpeechwireEballot>

## Lincoln-Douglas (LD)

*Each debater show why their position supports the more important fundamental principles inherent in their position and why that position is superior to their opponent's.*



### Regulations:

- Students should adhere to timing schedule on ballot.
- 4-minute prep time per speaker.



**Visual Learner?** Here is a brief judge training video for this event: <https://tinyurl.com/JudgeLD>

## Public Forum (PF)

*Team event that advocates or rejects a position posed by the resolution. Coin toss determines the organization of the round.*



### Regulations:

- Students should adhere to timing schedule on ballot.
- 3-minute prep time per team.
- Coin toss winner selects either pro/con OR speaking order. The remaining option is chosen by the other team.



**Visual Learner?** Here is a brief judge training video for this event: <https://tinyurl.com/JudgePF>

## World Schools (WS)

*A highly interactive style of team debate as students combine prepared topics with impromptu topics.*



### Regulations:

- Teams of 3-5 students; no prep time.
- Students should adhere to timing schedule.
- Speeches may be interrupted with a point of information.



**Visual Learner?** Here is a brief judge training video for this event: <https://tinyurl.com/JudgeWS>

## Policy Debate (CX)

*A team debate that focuses on a policy question and proposal.*



### Regulations:

- Students should adhere to timing schedule.
- 8 minutes of prep time for each team.



**Visual Learner?** Here is a brief judge training video for this event: <https://tinyurl.com/JudgeCX>

## Extemporaneous Debate (EXD)

*Each debater will have a limited amount of time to prepare for their round. Topics change each round.*



### Regulations:

- Students should adhere to timing schedule.
- 30 minutes of prep time before the round.



ExtD does not yet have a judge training video. For details, visit <https://tinyurl.com/JudgeEXD>

## Sports League Advocacy Match-Up (SLAM)

*One-on-one debate on either policy or value issues in sports.*



### Regulations:

- Students should adhere to timing schedule.
- 3 minutes of prep time per speaker.



SLAM does not yet have a judge training video. For details, visit <https://tinyurl.com/JudgeSPORTS>



# Information Relevant to ALL Debate Events




## Content:

- Arguments are organized with references.
- The opposing team's arguments are countered.
- Content focuses on given topic, supports point of view, and is factually accurate.

## Delivery:

- Speaker presents their arguments professionally, with confidence.
- Eye contact is used appropriately.



**Ballot:** Select a winner and assign speaker points to each side (24-30).\* You may tie speaker points but must still select a winner. The winner must have the same or more points than their opponent (no "low point wins"). Provide a "reason for decision" to clarify your judging decision.

*WSD is points per speaker*

**Topic(s)** can be located on Speechwire.



- 30
- 29
- 28
- 27
- 26
- 25
- 24



## FEEDBACK

should encourage competitors while also helping the student and their coach determine what to work on during practice.

**"Loss.** Good job! Need more evidence."

**"Loss. Glow:"** Good job! You presented a well organized case with clear logic. You used your time well and asked strategic questions during cross. You responded to each of your opponent's arguments! **Grows:"** Your case needs more evidence to support your arguments. Try to balance both a higher quantity and quality of evidence. This will enhance your first speech, your answers in cross, and your ability to counter arguments. Responding to your opponent isn't enough to eliminate their arguments from the round. You must prove them wrong with evidence."



Pro	Con
<b>!</b> Argument	<b>X</b> Argument
<b>X</b> Argument	<b>?</b> Argument
<b>?</b> Argument	<b>X</b> Argument

**Tip:** "Flow" the round.

- Mark arguments.  
**! = proven**  
**? = in question**  
**X = disproven**
- Consider the quality of the proven arguments in your decision.

## Student Congress (CON)

Students become federal legislators charged with the task of fulfilling the responsibilities of the USFG legislative branch.

## Regulations:

- Student speeches are 3+ minutes long.
- First affirmative/negative speeches are followed by 2-minutes of questioning.
- Alternating affirmative/negative speeches followed by 1-minute questioning periods.
- Students may have non-electronic visual aids.



**Content:** Arguments are organized with references. Content focuses on given topic and is factually accurate.

**Delivery:** Speaker presents their arguments professionally, with confidence. Eye contact is used appropriately.

**Visual Learner?** Here is a brief judge training video for this event:  
<https://tinyurl.com/JudgeCON>



**Ballot:** Points range from 1 to 6 for EACH speech. Consider points like a grading scale: A+ = 6, A = 5, B = 4, C = 3, D = 2, and F = 1. Make detailed "glow" and "grow" comments on each student ballot. Rank who the top 8 legislators, including the Presiding Officer (PO).

## Declamation (DEC)


Students present a speech that was delivered by another.

 Students may cut the speech to fit the time limit.

 <https://tinyurl.com/JudgeDEC>

## Original Oratory (OO)

Students write, memorize, and deliver speeches they wrote.

 No visual aids. Speaker must indicate if making a non-factual statement.

 <https://tinyurl.com/JudgeOO>


## Informative Speaking (INF)


Students write and deliver an original speech to explain, define, or describe.


 Use of visual aids is optional.

 <https://tinyurl.com/JudgeINF>

For all three of the above events, students deliver a speech up to 10-minutes in length with a 30 second grace period. Speeches that pass the grace period may not place first.

 Content is factually true, organized, persuasive, and focused on the topic selected by the student.

 Content engages the audience and is entertaining. Cuts made to the original speech flow and make sense. Speaker gives and captures the context of the speech.

 Content is informative and organized. The topic selected by the student is interesting and their speech maintains focus on that topic.

For all three of the above events, delivery should convey confidence and eye contact should be utilized. Speakers should use appropriate volume, speaking speed, and gestures.

## Just Talk (JT)

Students speak for 4-6 minutes on any subject matter, with a 30 second grace period in both directions. If their speech is < 3:30 or > 6:30, they cannot rank first. Students may read from a source.


## Dramatic Interpretation (DP)

An individual student...

## Duo Interpretation (DUO)

Partnered students...

...memorize(s) and perform(s) a published scene portraying either single or multiple characters.

-  • Performances can be up to 10-minutes with a 30 second grace period.
- Speeches past the grace period may not place first.
  - Those using notes/script must place last in the round.
  - In Duo, partners cannot touch or make direct eye contact with one another, except for their intro.


 <https://tinyurl.com/JudgeDPandDUO>

## Program Oral Interpretation (POI)

Students deliver dramatic published readings of multiple genres of literature.

## Oral Interpretation (OI)

Students deliver dramatic readings of published poetry or prose.

-  • Performances can be up to 10-minutes with a 30 second grace period.
- Speeches past the grace period may not place first.
  - Use of a script or impression of it through prop is required (binder, etc.).

 <https://tinyurl.com/JudgePOI>

 <https://tinyurl.com/JudgeOI>

For all **FOUR** of the above events:

- The piece chosen should be challenging, entertaining, and appropriate for competition.
- Delivery should convey confidence.
- Character(s) should be clearly defined as differentiated.
- Speakers should use appropriate volume, speaking speed, and gestures.

## Extemporaneous Speaking (Extemp)

Students are given 30 minutes to prepare a 7 minute speech on a given current events topic.

## Extemp. Sports Analysis (ESA)

Students are given 20 minutes to prepare a 5 minute speech on a sports question.

## Impromptu Speaking (IMP)

Students are given 7 minutes to both prepare and deliver a speech based on a given prompt.

### Regulations:

- Speeches that go over the 30 second grace period may not be ranked 1st.
- No notes allowed during the speech.
- Those using notes must rank last in the round.

**Content** is factually true and research is referenced (Extemp and ESA only). Speech is organized and point of view is supported. Speaker answers the prompt and focuses on the topic.

**Delivery:** Speaker presents their arguments with confidence, making eye contact. Speaker uses effective volume and speaking speed.

Extemp: <https://tinyurl.com/JudgeEXTEMP>  
 ESA: <https://tinyurl.com/JudgeSPORTS>  
 IMP: <https://tinyurl.com/JudgeIMP>

## Information Relevant to ALL Speech Events

**Ballot:** Rank students in your round, with 1st place representing the best speaker. Assign speaker points (88-100) to each speaker. Please provide detailed "glows" and "grows" comments for each speaker.



- A+ 100
- A 99
- A- 98
- B+ 97
- B 96
- B- 95
- C+ 94
- C 93
- C- 92
- D+ 91
- D 90
- D- 89
- F 88



### FEEDBACK

should encourage competitors while also helping the student and their coach determine what to work on during practice.

✗ "Rank 3 of 6. Good job! Work on characters."

✓ "Rank 3 of 6. Glows: Good job! I really enjoyed the piece you selected. You did a great job capturing my attention with your hook. Your intro was clear. You spoke clearly and maintained a lively pace throughout. You made some clever choices with your movement and I was impressed! Grows: Characterization is an opportunity to improve your performance. Your main character was clear but the supporting characters were portrayed similarly, making it hard to determine who was speaking in the scene. Consider experimenting with your voice, facial expressions, and movement."



**RANKS**  
You may tie speaker points but cannot tie ranks.

### Speakers

- Ted
- Keeley
- Rebecca
- Jamie
- Roy
- Sam

**Tip:** Adjust ranks during the round.

- Ted speaks first. He is ranked 1st.
- Keeley speaks second. She performed better than Ted. She is ranked 1st, Ted 2nd.
- Rebecca speaks third. She performed better than Ted but not as well as Keeley. Keeley is ranked 1st, Rebecca 2nd, Ted 3rd.
- Jamie speaks fourth. He did not perform as well as any of the previous speakers. Keeley is ranked 1st, Rebecca 2nd, Ted 3rd, Jamie 4th.

If you have questions about how to judge an event, ask your head coach!

If you are in a round and think a rule may have been violated, continue the round and ask the help desk after the round is over.